

PRO Series Specification

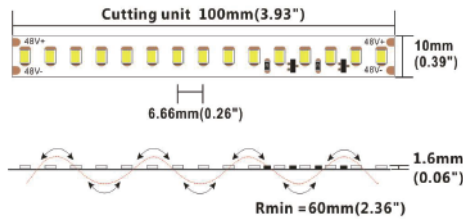
DS8150

48V-10mm



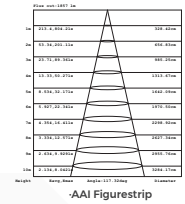
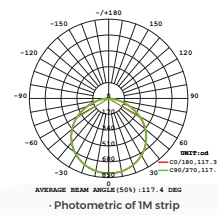
【General description】

- Luminance efficiency up to 130LM/W
- Constance current design,brightness keeps the same
- 10 meters running by one end power
- Ta: -25-40°C; Tc: 75°C (max)



【Dimension】

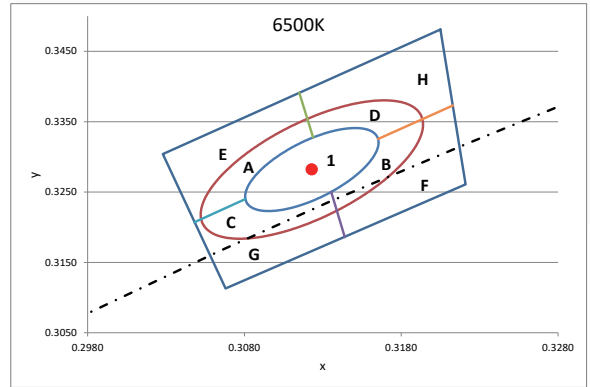
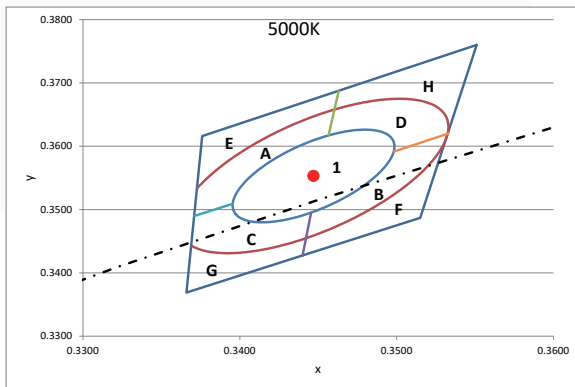
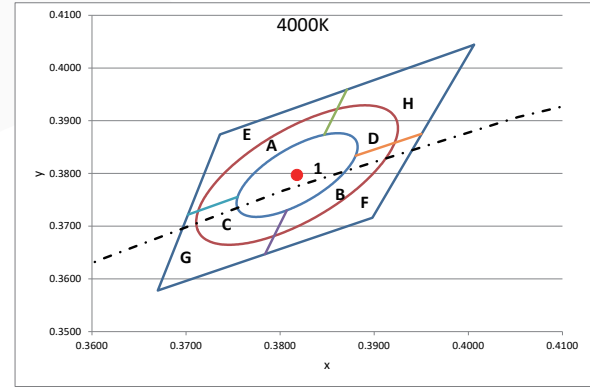
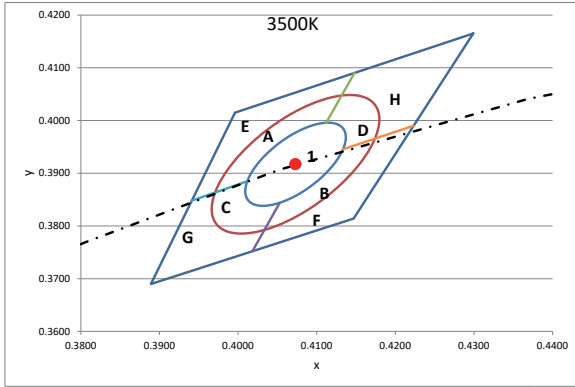
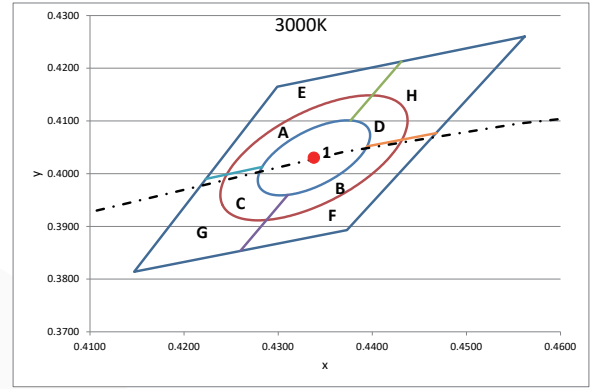
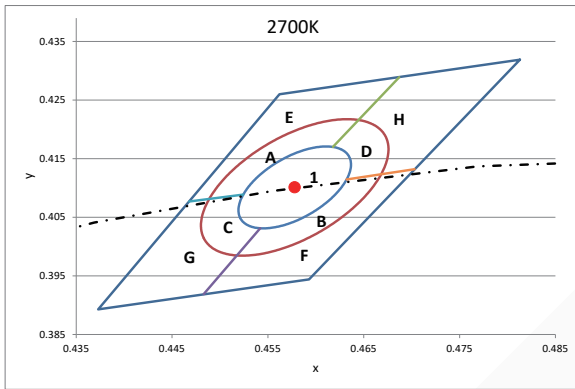
- | | |
|---------------------------------------|-----------------------------------|
| Input voltage: DC48V | Max.length: 10000mm(32.8') |
| CRI: 80/90 | Cutting unit: 15leds/100mm(3.94") |
| Max.power: 22W(1m) | LED pitch: 6.66mm(0.26") |
| Power range: 18~22W(1m) | Min. bend diameter: Φ60mm(2.36") |
| Rated current: 0.416A(1m) /4.16A(10m) | Mounting: 3M tape |
| Typical Power: 20W(1m) /200W(10m) | Copper foil: 3oz |
| tape IP: IP20/IP65 | |
| On-off times:10000 (test times) | |
| Warranty: 5years | |



【Photo-electric Parameters】

CRI	Color	CCT	Lumen(lm/m)	Lumen(lm/ft)	lm/W	ErP 2019
Ra>80	SW	2700K	2360	720	118	F
Ra>80	WW	3000K	2460	750	123	E
Ra>80	PW	3500K	2460	750	123	E
Ra>80	NW	4000K	2600	790	130	E
Ra>80	DW	5000K	2600	790	130	E
Ra>80	W	6500K	2460	750	123	E
Ra>90	SW	2700K	2005	610	100	F
Ra>90	WW	3000K	2110	640	106	F
Ra>90	PW	3500K	2150	655	108	F
Ra>90	NW	4000K	2200	670	110	F
Ra>90	DW	5000K	2200	670	110	F
Ra>90	W	6500K	2110	640	106	F





- 1.The tolerance of output data can be vary up to 15%.
- 2.the output data tested according to IES TM-30-15.
- 3.the output data is based on IP20/1merter, data of 5m in only for reference.
- 4.IP protection process leads changes to size, CCT and luminous flux.



[Electronic & output data]

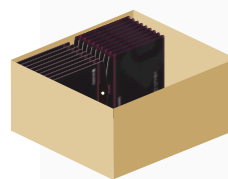
IP Process	Picture	Picture description	Size	optional CCT/color for finished product	lumen output rate
NO		No proof	10mm*1.6mm	2700K/3000K/3500K/4000K/6500K	100%
NA		Nano-proof	10mm*1.7mm	2700K/3000K/3500K/4000K/6500K	98%

【Accessories Information】

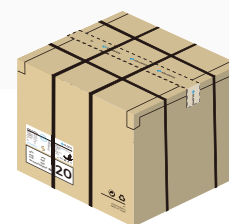
Name	Picture	Code	coding	description
Connector for wire and FPC		94-03-00-0037	TXB210-NOGA	10mm width, 2PIN connector of wire and FPC, suitable for white color strip, NO/NA, 2PIN wire 18-22AWG
Connector for FPC and FPC		94-42-621020004	TBB210-NOGA	10mm width, 2PIN connector of FPC and FPC, suitable for white color strip, NO/NA
Slim connector		81-01-000000-000065	TBB210-NOTA	Suitable for 10mm board width, IP20, 2PIN board-to-board solderless terminal
Slim connector		81-01-000000-000067	TXB210-NOTA012	Suitable for 10mm board width, IP20, 2PIN wire-to-board solderless terminal

【Packing】

Colors brand package



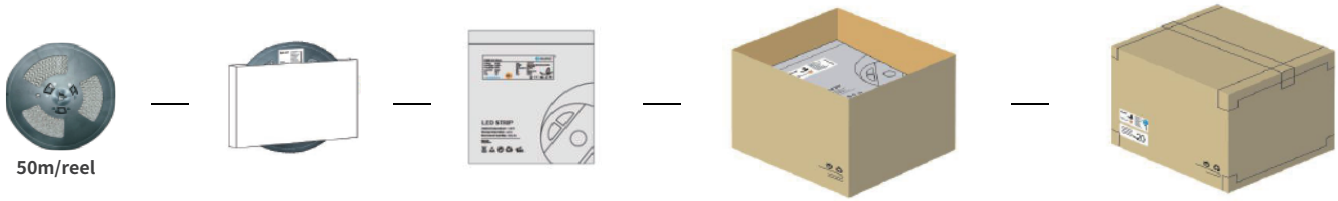
General customized package



IP Process	Product size(mm)	Product quantity (m/reel)	Product quantity (m/case)	Product net weight(kg)	Net weight per box(kg)	Gross weight(kg)	Package size (cm)
NO	10000*10*1.6	10	500	0.23	11.5	12.85	41*41*26
NA	10000*10*1.7	10	500	0.235	11.75	13.1	41*41*26

Remark: data with 10% tolerance

· Engineering packaging of NO(IP20)/NA(IP65).



IP Process	Product size(mm)	Product quantity (m/reel)	Product quantity (m/case)	Product net weight(kg)	Net weight per box(kg)	Gross weight(kg)	Package size (cm)
NO	50000*10*1.5	50	500	1.15	11.5	13.225	41*41*26
NA	50000*10*1.6	50	500	1.175	11.75	13.5125	41*41*26

Remark: data with 10% tolerance

【Precautions】

- Please drive the led strip with 48VDC isolated power, and the ripple of the constant voltage source should be less than 5%.
- Please do not bend the strip into an arc with a diameter less than 60mm to ensure the longevity and reliability.
- Do not fold it in case any damage of LED beads.
- Do not pull the power wire hard to ensure the longevity. Any Crash may damage the LED light is prohibited.
- Please make sure the wire is connected to the anode and cathode correctly. The power output should be consistent with the voltage of the strip to avoid damage.
- LED lights should be stored in dry, sealed environment. Please only unpack it before usage. Ambient temperature: -25°C~40°C. Storage temperature: 0°C~60°C. Please use the strips without waterproof within indoor environment with humidity less than 70%.
- Please be careful during operation. Do not touch the AC power supply in case of electric shock.
- Please leave at least 20% power for the power supply during using to ensure there is enough power supply to drive the product.
- Do not use any acid or alkaline adhesives to fix the product (e.g.: glass cement).
- Do not scratch the product when IP process of the product is NA. Ultraviolet rays will damage the nano-layers on the product and seriously affect the life of the product.